

Campbell® Accessories Table of Contents

Campbell began manufacturing harness hardware of malleable iron in 1873. Over the years, Campbell has added an extensive line of snaps made from malleable iron, steel, zinc, bronze, stainless steel, and aluminum. Campbell also offers a broad line of accessories to complement our chain and cable products, as well as products for use on synthetic webbing and rope.

Contents

Lap Links
Load Binders
Animal Accessories
Buckles
Cable Pullers and Accessories
Clevises, Double
Clevises, Twisted and Straight
Cold Shuts
Dees
Ferrules and Stops
Gatehook
Gripping, Wire Rope Grip
Gripping, Wire Rope Grip Accessories
Hitch Pins and Clips
Hooks, Grab
Hooks, "S"
Hooks, Slip
Hooks, Swag
Links, Quick and Spring
Links, Quick and Spring, Stainless Steel
Net Links, Seven Seas
Overview, Uses and Cautions
Pulleys
Pulleys, for Wire Rope
Reference Section
Rings (Imported)
Rings, Welded
Rings, Seven Seas, Welded
Rope Accessories
Rope Clips and Thimbles
Shackles, Anchor, Screw Pin
Shackles, Anchor, Screw Pin, Stainless
Snaps, Die Cast Zinc
Snaps, Malleable Iron and Steel
Snaps, Solid Bronze
Snap, Spring, Aluminum
Snaps, Stainless Steel (#316)
Swaging Tool
Swivels, Double Round Eye
Swivels, Open Eye
Web Strap Puller



The Campbell operation facilities in York, PA, and Cortland, NY, conform to Quality Standard ISO 9001.



Warnings, Cautions, Inspection and Proper Use of Accessories

Certain precautions and standards of treatment should be observed when using Campbell accessories. Proper care will extend the useful life of the product.

SNAPS, PULLEYS, QUICK AND SPRING LINKS, RINGS AND SWIVELS

Campbell offers a full line of snap products made from a variety of materials to meet the needs of many applications. These products are designed and intended for light duty applications.

Typical and appropriate uses would include pet leashes, ancillary saddlery and tack, hanging plants, flagpoles, tarp covers, key rings, gate closures, luggage and shoulder bag straps. Snaps are not to be used for overhead lifting, to support human weight, for playground or athletic equipment, or as safety devices.

WARNINGS AND CAUTIONS:

- The use of accessories is subject to certain hazards that cannot be met by mechanical or manufacturing means, but only by the exercise of intelligence, care, and common sense.
- Do not exceed the working load limit of the accessory.
- Chemically active environments may adversely affect accessories. Do not use in highly acidic or caustic environments. Campbell should be contacted if the accessory will be exposed to chemically active environments during use.
- High and low temperatures will affect accessories. Campbell should be contacted if temperatures below -20°F (-29°C) or above 200°F (93°C) will be experienced.
- Accessories, such as load binders, used in certain applications are subject to governmental regulations. Please follow all Federal, State and/or Local Department of Transportation, OSHA, or other applicable standards and regulations when using Campbell products.
- Never field weld or repair accessories.
- See other specific information under the “Inspection” and “Proper Use” sections.

INSPECTION

Regular inspections should be conducted on accessories to detect damage or deterioration from use. The accessory should be inspected for any of the below conditions. If present, the accessory should immediately be removed from service.

- Cracks.
- Excessive nicks or gouges.

- Excessive wear. The accessory should be removed from service if any dimension is worn more than 10% from the original dimension.
- Stretched, bent, twisted, or distorted parts.
- Excessive corrosion.
- Evidence of heat damage.
- Evidence of field welding.
- Any other condition which questions the integrity of the accessory.

PROPER USE

To protect the users and to prevent damage to the accessories, the following safe practices should be followed:

- Select the accessory suitable for the application and environment.
- Avoid shock loading.
- Avoid bending over sharp edges or corners.
- Avoid twisting.
- Follow the assembly instructions and cautions and warning on the product packaging.

Purchasers please note that all “Warnings and Cautions” apply to accessories as well as all chain, components and fittings. Purchasers are responsible for conveying the “Warnings and Cautions” including the “Inspection” and “Proper Use” section information to the end user.

Campbell denies any liability for damage that results from use in excess of the working load limit or any abuse or misuse of the product.

Any questions concerning the use of Campbell products may be directed to your CooperTools Sales Representative or Customer Service.

NOTICE: The product specifications and dimensions are as accurate as possible at the time of printing. However, because we are continually improving the quality and design of our products, they can change without notice.

The dimensions and weights are approximate nominal values, and some variation will occur. If specific dimensional requirements are necessary for the application, please contact your CooperTools Sales Representative or Customer Service.

Load Binders



6203603, 6203205, 6203604, 6203605

Lever Type



6207504, 6207805, 6207803

Ratchet Type

- **Uses:** To tighten chain, typically for cargo securement. Meets U.S. D.O.T. 393.100 - 393.102 requirements for use with chain

Lever Type: Allows for quicker application of load

Ratchet Type: Allows for easier adjustment of tension and greater range of take-up

Cat. No.	UPC No. 020418	For Chain Size & Type			Description	Packaging	Take-Up		Lb Each	Working Load Limit	
		in.	mm	System			in.	mm		lb	kg
6203205	178658	1/4	7	Sys. 3 & 4	Doub. Swivel Lever, Red, Imported	4/ctn.	2 3/4	70	3	2600	1179
6203603	086441	5/16	8	Sys. 7	Doub. Swivel	4/ctn.	4 1/2	114	8 1/2	5400	2450
		3/8	10	Sys. 4	Lever, Red, Domestic						
6203604	087162	5/16	8	Sys. 7	Doub. Swivel	4/ctn.	4 1/2	114	8 1/2	5400	2450
		3/8	10	Sys. 4	Lever, Red, Imported						
6203605	190247	3/8	10	Sys. 7	Lever Load Binder,	Bulk	4 1/2	114	8 1/2	9200	4170
		1/2	13	Sys. 4	Domestic						
6207504	086472	5/16	8	Sys. 7	Ratchet, Red	Bulk	8	203	9 1/2	5400	2450
		3/8	10	Sys. 4	Imported						
6207803	189425	3/8	10	Sys. 7	Ratchet,	Bulk	8	203	10	9200	4170
		1/2	13	Sys. 4	Imported						
6207805	086489	3/8	10	Sys. 7	Ratchet, Red	Bulk	8	203	10	9200	4170
		1/2	13	Sys. 4	Domestic						

⚠ ADVERTENCIA

Para prevenir la posibilidad de una lesión personal seria:

- **NO EXCEDA** los límites de carga de las cadenas o componentes.
- **NO LA UTILICE** para cargar hacia arriba o para izar.
- **NO LA UTILICE** si la cadena o los componentes están visualmente distorsionados o gastados.

⚠ WARNING

To prevent the possibility of serious bodily injury:

- **DO NOT EXCEED** the working load limits for chain or components.
- **DO NOT USE** for overhead lifting or hoisting.
- **DO NOT USE** if the chain or components are visibly distorted or worn.

Repair and Lap Links

- Uses: Connections for chain and attachments. Chain is inserted, then link is hammered closed
- Standard Material: Low carbon steel
- Standard Finish: Bright (BRT), Blu-Krome (B.K.)
- Packaging: Order unit is “each” or “bag”; all bags are packaged 10 per box
- **Do not use for overhead lifting**



Trade Size		Bright		Blu-Krome				Packaging		Weight		Working Load Limit	
		Boxed		Boxed		Bagged		Per Box	Per Bag	Per 100 lb	Per 100 kg	lb	kg
in. x in.	mm x mm	Cat. No.	UPC No. 020418	Cat. No.	UPC No. 020418	Cat. No.	UPC No. 020418			lb	kg	lb	kg
1/8 x 3/4	3 x 19	-	-	5800024	081026	B5950024	164125	100	6	1 1/8	1	125	56
3/16 x 1	5 x 26	-	-	5800124	081057	B5950124	156540	100	6	3 1/4	1	240	109
1/4 x 1 1/4	6 x 32	-	-	5800324	081163	B5950324	156557	50	4	6 3/4	3	400	181
1/4 x 2	6 x 51	-	-	5800624	081286	-	-	50	-	9 3/4	4	400	181
5/16 x 1 1/2	8 x 38	-	-	5800724	081330	B5950724	156571	50	2	13	6	700	314
3/8 x 1 5/8	9 x 41	-	-	5800924	081422	B5950924	156588	50	2	23	10	1250	567
3/8 x 2	9 x 51	-	-	5801024	081484	-	-	50	-	26	12	1250	567
1/2 x 2 1/2	13 x 64	-	-	5801124	081521	-	-	25	-	53	24	2125	964
† 5/8 x 2 1/2	16 x 64	5801214	081545	-	-	-	-	25	-	81	27	1000	454

† Side open.

Cold Shuts

- Uses: Connections for chain and attachments. When using cold shuts with chain, use one size larger than chain size. With a hammer, drive the open end through the cold shut eye, and peen the extended end to prevent opening
- Standard Material: Mild steel
- Standard Finish: Blu-Krome (B.K.)
- Packaging: Order unit is “each”
- Note: Cold shuts should not be reused after closure has been made
- **Do not use for overhead lifting**



Trade Size		Blu-Krome		Inside Length Closed		Inside Width Closed		Weight per 100		Working Load Limit		
in.	mm	Cat. No.	UPC No. 020418	in.	mm	in.	mm	Packed	lb	kg	lb	kg
3/16	5	T4900324	180118	15/16	24	1 1/32	9	10/Box	3	1	400	180
1/4	7	T4900424	180125	1 3/16	30	3/8	10	10/Box	6	3	800	365
5/16	8	T4900524	201448	1 3/8	35	7/16	11	10/Box	10	5	1300	580
3/8	10	T4900624	201455	1 1/2	38	5/8	16	10/Box	18	8	1900	860
1/2	13	T4900824	201462	1 7/8	48	3/4	19	10/Box	38	17	3700	1680

ADVERTENCIA

Para prevenir la posibilidad de una lesión personal sería:

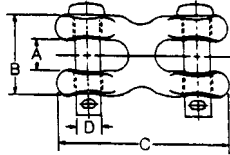
- **NO EXCEDA** los límites de carga de las cadenas o componentes.
- **NO LA UTILICE** para cargar hacia arriba o para izar.
- **NO LA UTILICE** si la cadena o los componentes están visualmente distorsionados o gastados.

WARNING

To prevent the possibility of serious bodily injury:

- **DO NOT EXCEED** the working load limits for chain or components.
- **DO NOT USE** for overhead lifting or hoisting.
- **DO NOT USE** if the chain or components are visibly distorted or worn.

Double Clevises



- Forged steel
- For use with Proof Coil or High Test chain
- Standard Finish: Galvanized to ASTM A-153 specifications or Blu-Krome finish
- Order unit is "each"

For Chain Size in. mm x in. mm	Blu-Krome, Bulk		Galvanized, Bulk		Dimensions						Pieces Per Box	Weight Per Box		Working Load Limit			
	Cat. No.	UPC No. 020418	Cat. No.	UPC No. 020418	A		B		C			D		lb	kg	lb	kg
1/4 7 5/16 8	T5423300	191534	3643300	175978	7/16	11	1 1/16	27	2 1/2	64	3/8	10	10	3	2	3900	1769
3/8 10 - -	T5423301	191541	3643301	175985	1/2	13	1 5/16	33	2 27/32	72	7/16	11	10	6	3	5400	2449
7/16 10 1/2 13	5423302	076855	3643302	175992	5/8	16	1 5/8	41	3 5/8	92	9/16	14	5	6	3	9200	4173

Hitch Pins



- Drop forged and galvanized, with clips
- Order unit is "each"

Size						Cat. No.	UPC No. 020418	Use Clip Number	Packed	Weight	
in.	x	in.	mm	x	mm					lb	kg
5/8	x	3 3/4	16	x	95	3899720	070914	11	4 /Box	0.6	0.3
5/8	x	6	16	x	152	3899752	070952	11	4 /Box	0.8	0.4
3/4	x	4	19	x	102	3899728	070921	9	4 /Box	1.0	0.5
3/4	x	6 1/4	19	x	159	3899760	070969	9	4 /Box	1.1	0.5
7/8	x	4 1/4	22	x	108	3899736	070938	9	2 /Box	1.2	0.7
7/8	x	6 1/2	22	x	165	3899768	070976	9	2 /Box	1.5	0.7
1	x	4 1/2	26	x	114	3899744	070945	6	2 /Box	1.6	0.7
1	x	6 3/4	26	x	171	3899776	070983	6	2 /Box	2.1	1.0

Hitch Pin Clips



- Zinc electroplated for corrosion resistance
- Bag items contain 2 per bag
- 10 bags per shelf pack
- Order unit is "carton"

Trade Number	Carton		Bagged		Wire Size		Overall Length		I.D. of Eye		Pieces Per Carton/Shelf	Pounds Per Carton/Shelf
	Cat. No.	UPC No. 020418	Cat. No.	UPC No. 020418	in.	mm	in.	mm	in.	mm		
#3	3899609	070761	-	-	.093	2.36	1 5/8	41	3/8	10	100	0.75
#6	3899618	070785	B3899618	167064	.177	4.50	3 1/4	83	7/8	22	20	1.1
#8	3899642	070815	-	-	.177	4.50	3 3/4	95	7/8	22	20	1.3
#9	3899654	070839	B3899654	164057	.148	3.76	3 5/16	84	3/4	19	30	1.0
#11	3899666	070860	B3899666	164040	.125	3.18	2 9/16	65	9/16	14	50	1.0
#19	3899678	070891	-	-	.243	6.17	4	102	1 5/16	24	15	1.8
Assortment	0729821	065767	-	-	-	-	-	-	-	-	-	-

⚠ ADVERTENCIA

Para prevenir la posibilidad de una lesión personal seria:

- **NO EXCEDA** los límites de carga de las cadenas o componentes.
- **NO LA UTILICE** para cargar hacia arriba o para izar.
- **NO LA UTILICE** si la cadena o los componentes están visualmente distorsionados o gastados.

⚠ WARNING

To prevent the possibility of serious bodily injury:

- **DO NOT EXCEED** the working load limits for chain or components.
- **DO NOT USE** for overhead lifting or hoisting.
- **DO NOT USE** if the chain or components are visibly distorted or worn.

Twisted and Straight Clevises

- Forged steel
- Order unit is “each”



Cat. No.	UPC No. 020418	Body Dia.		Pin Dia.		Description	Working load Limit		Weight		Standard Packaging
		in.	mm	in.	mm		lb	kg	lb	kg	
3899913	071027	7/8	22	3/4	19	Twisted Clevis, Short Body	16000	7258	3	1	3
3899910	071010	7/8	22	3/4	19	Straight Clevis, Short Body	16000	7258	3	1	5
3899919	071041	7/8	22	3/4	19	Twisted Clevis, Long Body	16000	7258	4	2	2
3899916	071034	7/8	22	3/4	19	Straight Clevis, Long Body	16000	7258	4	2	2
3899931	071065	1	25	1	25	Twisted Clevis	25000	11340	6	3	1
3899928	071058	1	25	1	25	Straight Clevis	25000	11340	6	3	1

Welded Rings

- Made of low carbon material for general chain attachment
- May also be used with cable or rope
- Order unit is “each”
- **Do not use for overhead lifting**



Wire Size		Inside Dia.		Bright		Blu-Krome		Pieces Per Carton	Weight Per 100		Working Load Limit	
in.	mm	in.	mm	Cat. No.	UPC No. 020418	Cat. No.	UPC No. 020418		lb	kg	lb	kg
3/16	5	1 1/4	32	6050314	083518	6050324	083532	25	3	1	200	91
3/16	5	2	51	6052314	083860	-	-	25	5	2	150	68
1/4	7	1 1/2	38	6050414	083556	6050424	083570	25	8	4	450	204
1/4	7	2	51	6052414	083914	-	-	25	10	5	350	159
5/16	8	2	51	6050514	083600	-	-	25	16	7	600	272
3/8	10	2	51	6050614	083655	6050624	083679	25	23	11	900	408
3/8	10	3	75	6053614	084164	-	-	25	33	15	700	318
3/8	10	4	102	6054614	084393	-	-	25	43	19	420	188
1/2	13	2 1/2	64	6052814	084027	-	-	10	60	27	1400	635
1/2	13	3	75	6053814	084270	6053824	084294	10	78	35	1300	590
5/8	16	4	102	6051014	083747	-	-	10	145	66	1700	771

⚠ ADVERTENCIA

Para prevenir la posibilidad de una lesión personal seria:

- **NO EXCEDA** los límites de carga de las cadenas o componentes.
- **NO LA UTILICE** para cargar hacia arriba o para izar.
- **NO LA UTILICE** si la cadena o los componentes están visualmente distorsionados o gastados.

⚠ WARNING

To prevent the possibility of serious bodily injury:

- **DO NOT EXCEED** the working load limits for chain or components.
- **DO NOT USE** for overhead lifting or hoisting.
- **DO NOT USE** if the chain or components are visibly distorted or worn.

Seven Seas Welded Rings

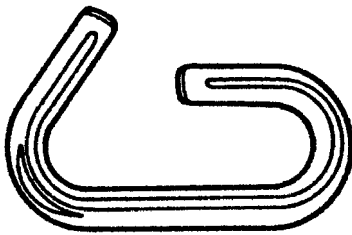


- Made of low carbon steel
- Order unit is “pound”
- For dredge nets
- **Do not use for overhead lifting**

Wire Size		Inside Dia.		Bright		Pounds Per Pail	Weight Per 100 Pieces		Working Load Limit	
in.	mm	in.	mm	Cat. No.	UPC No. 020418		lb	kg	lb	kg
7/32	6	2	51	6050718	083709	50	7.5	3	200	90
1/4	7	2	51	6052418	083938	50	10	5	350	159
3/8	10	4	102	6054618	177064	50	44	20	420	188
**7/16	11	3 1/2	89	6055888	184512	50	53	24	--	--

** Case Hardened

Seven Seas Net Links



- Shaped to facilitate uniform closing
- Links are heat treated to develop the hardness and strength required for deep sea scallop dredging
- Order unit is “pound”

Trade Size No.	Description	Wire Size		Inside Length		Cat. No.	UPC No. 020418	Weight Per 1000 Pcs.	
		in.	mm	in.	mm			lb	kg
719	#719 Net link, Heat Treated	3/8	10	1 1/8	29	6010898	083440	129	58
719-S	#719 Short Net link, Heat Treated	3/8	10	1	25	6011898	189418	100	45

Open Eye Swivels



Proper closure



- Used to couple weldless chain, prevents tangling
- Eyes easily closed with hammer
- Blu-Krome finish
- Packed 2 per bag
- Order unit is “bag”

Size Number	Cat. No.	UPC No. 020418	For Inco Chain Size	Weight Per 100 Pieces		Working Load Limit	
				lb	kg	lb	kg
1020	B5901024	164149	1/0 & 2/0	4.50	2	170	77
3040	B5903024	164132	3/0 & 4/0	6.25	3	295	134

⚠ ADVERTENCIA

Para prevenir la posibilidad de una lesión personal seria:

- **NO EXCEDA** los límites de carga de las cadenas o componentes.
- **NO LA UTILICE** para cargar hacia arriba o para izar.
- **NO LA UTILICE** si la cadena o los componentes están visualmente distorsionados o gastados.


⚠ WARNING

To prevent the possibility of serious bodily injury:

- **DO NOT EXCEED** the working load limits for chain or components.
- **DO NOT USE** for overhead lifting or hoisting.
- **DO NOT USE** if the chain or components are visibly distorted or worn.

See reference section page 78, for actual sizes.

- Uses: For attaching accessories to chain. After engaging chain, close the "S" hook as shown to prevent disengagement
- Standard Material: Low carbon steel
- Standard Finish: Bright (BRT), Blu-Krome (B.K.)
- Packaging: Packaged 50 per carton or 6 per bag (except #120, 2 per bag) (10 bags per carton). Order unit is "each" or "box"
- **Do not use for overhead lifting**



Trade Size No.	Wire Size		Inside Length		Bright		Blu-Krome				Weight Per 100 Pieces		Working Load Limit (Closed Position)	
					Boxed		Boxed		Bagged					
					Cat. No.	UPC No. 020418	Cat. No.	UPC No. 020418	Cat. No.	UPC No. 020418				
20	.080	2.03	27/32	21	-	-	6102024	084836	-	-	5/16	.1	16	7
21	.080	2.03	11/16	17	-	-	6102124	084874	-	-	1/4	.1	16	7
40	.134	3.40	1	26	-	-	6104024	084911	B5954024	154843	1	.5	42	19
60	.187	4.74	1 13/16	46	-	-	6106024	084980	B5956024	154850	3 1/2	2	35	16
61	.204	5.18	1 5/8	41	-	-	6106124	085048	-	-	3 7/8	2	120	54
62	.175	4.44	1 3/8	35	-	-	6106224	085086	-	-	2 1/2	1	60	27
70	.219	5.56	1 13/16	46	6107014	085130	-	-	-	-	5	2	100	45
72	.225	5.71	1 1/2	38	-	-	6107224	085215	-	-	4 3/4	2	100	45
80	.250	6.35	1 25/32	45	-	-	6108024	085284	B5955024	156663	6 1/2	3	120	54
81	.250	6.35	2 1/2	64	6108114	085338	-	-	-	-	8	4	150	68
84	.250	6.35	1 25/32	45	-	-	6108424	085444	-	-	6 1/4	3	100	45
100	.312	7.92	2 1/4	57	-	-	6101024	084737	-	-	11 3/4	5	290	132
120	.375	9.52	2 3/8	60	-	-	6101224	084782	B5959024	156670	19 1/2	9	410	186

Swag Hooks

- Uses: For hanging lights and plants
- Two hooks, two wood screws and two toggle bolts per bag
- Bags: 10 per box; order unit is "bag"

Finish	Cat. No.	Bag UPC No. 020418	Weight Per Box		Working Load Limit	
			lb	kg	lb	kg
White	B5951550	158841	3	1	60	27
Brass	B5951560	158865	3	1	60	27
Antique Brass	B5951570	158872	3	1	60	27
Antique Copper	B5951580	158889	3	1	60	27
Black	B5951590	158896	3	1	60	27



⚠️ ADVERTENCIA

Para prevenir la posibilidad de una lesión personal sería:
 • **NO EXCEDA** los límites de carga de las cadenas o componentes.
 • **NO LA UTILICE** para cargar hacia arriba o para izar.
 • **NO LA UTILICE** si la cadena o los componentes están visualmente distorsionados o gastados.

⚠️ WARNING

To prevent the possibility of serious bodily injury:
 • **DO NOT EXCEED** the working load limits for chain or components.
 • **DO NOT USE** for overhead lifting or hoisting.
 • **DO NOT USE** if the chain or components are visibly distorted or worn.

Malleable Iron and Steel Snaps



125



161-163



200



203



222



225



226



230-250

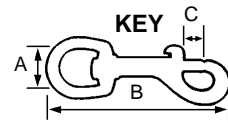


Figure No.	Size		Description	Finish	Dimensions						Bagged		Tagged		Shelf Pack	Case Pack	Case		Working	
	in	mm			A in	B mm	C in	mm	Cat. No.	UPC No. 020418	Cat. No.	UPC No. 020418	Weight lb	kg			Load Limit lb	kg		
125	1/2	13	Rigid, Round Eye, Bolt Snap	Zinc	1/2	13	3 9/32	82	1 1/32	9	B7600301	158902	-	-	10	100	9	4	70	32
125	5/8	16	Rigid, Round Eye, Bolt Snap	Zinc	5/8	16	3 7/16	87	1 1/32	9	B7600311	158919	T7600311	191558	10	100	9	4	70	32
161	-	-	Double Ended, Bolt Snap	Zinc	-	-	3 3/8	86	9/32	7	B7605501	159602	T7605501	201028	10	100	9	4	70	32
162	-	-	Double Ended, Bolt Snap	Zinc	-	-	4 1/8	105	13/32	10	B7605511	159619	T7605511	191671	10	100	14	6	70	32
163	-	-	Double Ended, Bolt Snap	Zinc	-	-	4 1 1/16	119	3/8	10	B7605521	159626	T7605521	191688	10	100	19	9	110	50
200	3/4	19	Rigid, Strap Eye, Spring Snap	Zinc	3/4	19	2 7/8	73	3/8	10	B7600511	158926	T7600511	201004	10	100	9	4	80	36
200	1	25	Rigid, Strap Eye, Spring Snap	Zinc	1	25	3 1/4	83	7/16	11	B7600531	158933	T7600531	201011	10	100	10	5	90	41
200	1 1/2	38	Rigid, Strap Eye, Spring Snap	Zinc	1 1/2	38	3 13/16	97	1/2	13	B7600561	158940	-	-	10	100	17	8	80	36
203	1/2	13	Rigid, Open Eye, Spring Snap	Zinc	1/2	13	3	76	5/16	8	B7600801	158964	-	-	10	100	7	3	40	18
222	3/4	19	Swiveling, Round Eye, Spring Snap	Zinc	3/4	19	3 7/8	98	7/16	11	B7605701	159633	-	-	10	100	14	6	70	32
225	1/2	13	Swiveling, Round Eye, Bolt Snap	Zinc	1/2	13	3 7/8	98	3/8	10	B7601201	158971	T7601201	191565	10	100	11.5	5	110	50
225	5/8	16	Swiveling, Round Eye, Bolt Snap	Zinc	5/8	16	4	102	3/8	10	B7605801	156694	T7605801	191695	10	100	14	6	110	50
225	3/4	19	Swiveling, Round Eye, Bolt Snap	Zinc	3/4	19	4 1/8	105	3/8	10	B7605811	159640	T7605811	191701	10	100	15	7	100	45
225	1	25	Swiveling, Round Eye, Bolt Snap	Zinc	1	25	4 7/8	124	15/32	12	B7605821	159657	T7605821	191718	10	100	20	9	100	45
226	1	25	Swiveling, Open Eye, Bolt Snap	Zinc	1	25	4 3/4	121	15/32	12	B7601311	158995	T7601311	191572	10	100	20	9	30	14
230	3/8	10	Rigid, Open Eye, Bolt Snap	Zinc	3/8	10	3 5/16	84	1 1/32	9	B7606001	159664	T7606001	201035	10	100	11	5	40	18
231	3/8	10	Rigid, Open Eye, Bolt Snap	Zinc	3/8	10	3 1/2	89	13/32	10	B7606011	159671	T7606011	191725	10	100	13	6	60	27
232	1/2	13	Rigid, Open Eye, Bolt Snap	Zinc	1/2	13	4	102	7/16	11	B7606021	156700	T7606021	191732	10	100	17	8	60	27
240	1/2	13	Rigid, Open Eye, Bolt Snap	Zinc	1/2	13	4 1/8	105	15/32	12	B7606031	159688	T7606031	191749	10	100	20	9	100	45
245	1/2	13	Rigid, Open Eye, Bolt Snap	Zinc	1/2	13	5 1/8	130	1/2	13	B7601451	159008	T7601451	191589	10	50	20	9	200	91
250	5/8	16	Rigid, Open Eye, Bolt Snap	Zinc	5/8	16	5 7/8	149	9/16	14	B7601461	159015	T7601461	191596	10	100	60	27	240	109

Note: All bagged items have one product per bag.

⚠️ ADVERTENCIA

- **NO EXCEDA** el límites de carga de trabajo (WLL).
- **NO USE** para levantamiento aéreo, para soportar peso humano, para equipo deportivo o de patios de recreo, ni a manera de dispositivo de seguridad.
- **NO USE** si hay desgaste o deformación visible.
- **EL USO INA DECUADO** puede resultar en lesiones físicas graves o daño a la propiedad

⚠️ WARNING

- **DO NOT EXCEED** the working load limit (WLL).
- **DO NOT USE** for overhead lifting, to support human weight, for playground or athletic equipment, or as a safety device.
- **DO NOT USE** if visibly worn or distorted.
- **MISUSE** can result in serious bodily injury or property damage.

Malleable Iron and Steel Snaps




Figure No.	Size	Description	Finish	Dimensions						Bagged		Tagged		Shelf Pack	Case Pack	Case Weight		Working Load Limit	
				A in	B mm	C in	A mm	B in	C mm	Cat. No.	UPC No. 020418	Cat. No.	UPC No. 020418			lb	kg	lb	kg
333	7/8	22 Swiveling, Round Eye, Animal TieSnap	Zinc	7/8	22	5	127	9/16	14	B7601801	159022	T7601801	191602	10	50	28	13	440	200
334	1/4	6 Swiveling, Round Eye, Spring Snap	Nickel	1/4	6	1 7/8	48	5/32	4	B7606102	156717	T7606102	201042	10	100	4	2	20	9
334	3/8	10 Swiveling, Round Eye, Spring Snap	Nickel	3/8	10	2	51	5/32	4	B7601912	159039	T7601912	191619	10	100	2	1	20	9
341	3/8	10 Rigid, Round Eye, Spring Snap	Zinc	3/8	10	2	51	5/32	4	B7602301	159053	-	-	10	100	2	1	30	14
406	7/8	22 Swiveling, Round Eye, Spring Snap	Zinc	7/8	22	4 1/2	114	9/32	7	B7602401	159060	-	-	10	100	14	6	80	36
407	3/4	19 Swiveling, Round Eye, Spring Snap	Zinc	3/4	19	4 3/8	111	9/32	7	B7606301	159695	T7606301	201059	10	100	15	7	80	36
424	-	- Breaching Snap	Zinc	-	-	2 1/2	64	9/32	7	B7602611	159077	T7602611	191626	10	100	6	3	80	36
437	3/8	10 Swiveling, Round Eye, Spring Snap	Nickel	3/8	10	2 5/8	67	7/32	6	B7606502	159701	T7606502	191756	10	100	4	2	30	14
822	5/8	16 Rigid, Round Eye, Cap Snap	Zinc	5/8	16	4 3/4	121	9/16	14	B7603211	159084	-	-	10	100	30	13	320	145
830	5/8	16 Swiveling, Round Eye, Cap Snap	Zinc	5/8	16	3 1/2	89	11/32	9	B7603411	159107	T7603411	191633	10	100	13	6	100	45
830	3/4	19 Swiveling, Round Eye, Cap Snap	Zinc	3/4	19	3 5/8	92	11/32	9	B7606801	156731	T7606801	201066	10	100	14	6	100	45
830	1	25 Swiveling, Round Eye, Cap Snap	Zinc	1	25	4 5/8	117	7/16	11	B7603441	159114	T7603441	191640	10	100	20	9	190	86
855	-	- Double Ended, Cap Snap	Zinc	-	-	5 1/4	133	7/16	11	B7603911	159121	-	-	10	100	30	13	250	113
1001	1 1/2	13 Rigid, Round Eye, Panic Snap	Nickel	1 1/2	13	4	102	-	-	B7604002	159138	T7604002	191657	10	100	30	13	140	64
* 1405	-	- Swiveling, Open Eye, Spring Snap	Zinc	-	-	2 7/8	73	1/4	6	B7607306	157202	-	-	10	100	13	6	30	14
* 1407	-	- Swiveling, Open Eye, Spring Snap	Zinc	-	-	3 3/8	86	5/16	8	B7607301	156748	T7607301	201073	10	100	27	12	60	27
2437	-	- Swiveling, Dbl Ended, Spring Snap	Nickel	-	-	4 3/4	121	7/32	6	B7604302	159145	-	-	10	100	7	3	30	14
3142	7/8	22 Swiveling, Round Eye, Animal TieSnap	Zinc	7/8	22	4 5/8	117	7/8	22	B7607401	159718	T7607401	191763	10	100	40	18	300	136
3369	5/8	16 Rigid, Fixed Eye Hook	Zinc	5/8	16	3 1/2	89	9/16	14	B7620794	159848	-	-	10	100	30	13	1000	454
5013	3/8	10 Swiveling, Round Eye, Trigger Snap	Nickel	3/8	10	2 7/16	62	3/8	10	B7607502	159725	T7607502	191770	10	100	8	4	70	32
5013	1 1/2	13 Swiveling, Round Eye, Trigger Snap	Nickel	1 1/2	13	2 9/16	65	3/8	10	B7604612	159152	-	-	10	100	7	3	70	32
5013	5/8	16 Swiveling, Strap Eye, Trigger Snap	Nickel	5/8	16	2 7/16	62	3/8	10	B7604622	159169	T7604622	191664	10	100	7	3	70	32
5025	3/8	10 Swiveling, Round Eye, Bolt Snap	Nickel	3/8	10	2 15/16	75	5/16	8	B7607602	159732	T7607602	191787	10	100	8	4	60	27
5025	1 1/2	13 Swiveling, Round Eye, Bolt Snap	Nickel	1 1/2	13	2 15/16	75	5/16	8	B7604712	159176	-	-	10	100	7	3	60	27
5025	5/8	16 Swiveling, Strap Eye, Bolt Snap	Nickel	5/8	16	2 7/8	73	5/16	8	B7604722	159596	-	-	10	100	7	3	50	23
5037	3/8	10 Swiveling, Open Eye, Spring Snap	Nickel	3/8	10	2 11/16	68	7/32	6	B7607702	157219	T7607702	201080	10	100	8	4	30	14

Note: All bagged items have one product per bag. *Special Note: Exception, 2 per bag.

⚠️ ADVERTENCIA

- NO EXCEDA el límites de carga de trabajo (WLL).
- NO USE para levantamiento aéreo, para soportar peso humano, para equipo deportivo o de patios de recreo, ni a manera de dispositivo de seguridad.
- NO USE si hay desgaste o deformación visible.
- EL USO INADECUADO puede resultar en lesiones físicas graves o daño a la propiedad

⚠️ WARNING

- DO NOT EXCEED the working load limit (WLL).
- DO NOT USE for overhead lifting, to support human weight, for playground or athletic equipment, or as a safety device.
- DO NOT USE if visibly worn or distorted.
- MISUSE can result in serious bodily injury or property damage.

Die Cast Zinc Snaps

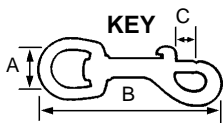
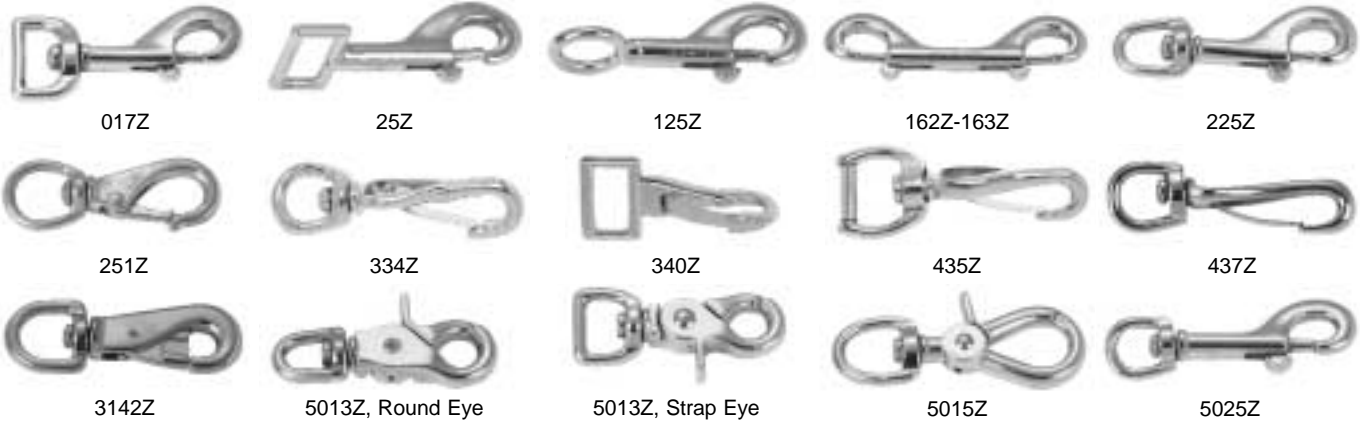


Figure No.	Size in mm	Description	Finish	Dimensions						Bagged		Tagged		Shelf Pack	Case Pack	Case Weight		Working Load Limit	
				A in	A mm	B in	B mm	C in	C mm	Cat. No.	UPC No. 020418	Cat. No.	UPC No. 020418			lb	kg	lb	kg
017Z	1 25	Swiveling, Strap Eye, Bolt Snap	Nickel	1	25	3 ³ / ₁₆	81	3 ⁸ / ₁₆	10	B7610102	159749	T7610102	201097	10	100	12	5	80	36
25Z	1 25	Rigid, Strap Eye, Bolt Snap	Nickel	1	25	3 ¹ / ₁₆	78	3 ⁸ / ₁₆	10	B7615102	157226	T7615102	191794	10	100	10	5	40	18
125Z	5 ⁸ / ₁₆	16 Rigid, Round Eye, Bolt Snap	Nickel	5 ⁸ / ₁₆	16	3 ³ / ₈	86	3 ⁸ / ₁₆	10	B7615202	157233	T7615202	201127	10	100	10	5	90	41
162Z	-	- Double Ended, Bolt Snap	Nickel	-	-	4	102	3 ⁸ / ₁₆	10	B7615302	154829	T7615302	201134	10	100	13	6	60	27
163Z	-	- Double Ended, Bolt Snap	Nickel	-	-	4 ⁵ / ₈	117	7 ¹ / ₁₆	11	B7615312	157240	T7615312	191800	10	100	14	6	70	32
225Z	1 ¹ / ₂	13 Swiveling, Round Eye, Bolt Snap	Nickel	1 ¹ / ₂	13	3 ¹ / ₂	89	3 ⁸ / ₁₆	10	B7615012	155758	T7615012	201110	10	100	7	3	90	41
225Z	5 ⁸ / ₁₆	16 Swiveling, Round Eye, Bolt Snap	Nickel	5 ⁸ / ₁₆	16	3 ¹ / ₂	89	3 ⁸ / ₁₆	10	B7615402	157257	T7615402	201141	10	100	11	5	80	36
225Z	3 ⁴ / ₁₆	19 Swiveling, Round Eye, Bolt Snap	Nickel	3 ⁴ / ₁₆	19	3 ¹¹ / ₁₆	94	3 ⁸ / ₁₆	10	B7615412	157264	T7615412	201158	10	100	11	5	70	32
225Z	1 25	Swiveling, Round Eye, Bolt Snap	Nickel	1	25	4 ¹ / ₄	108	1 ¹ / ₂	13	B7615422	157271	T7615422	201165	10	100	20	9	90	41
251Z	5 ⁸ / ₁₆	16 Swiveling, Round Eye, Quick Snap	Nickel	5 ⁸ / ₁₆	16	3 ³ / ₈	86	5 ⁸ / ₁₆	16	B7615502	154867	T7615502	191817	10	100	14	6	80	36
251Z	1 25	Swiveling, Round Eye, Quick Snap	Nickel	1	25	3 ¹³ / ₁₆	97	5 ⁸ / ₁₆	16	B7610832	164118	T7610832	201103	10	100	18	8	70	32
334Z	1 ⁴ / ₁₆	6 Swiveling, Round Eye, Spring Snap	Nickel	1 ⁴ / ₁₆	6	2	51	7 ³ / ₃₂	6	B7615602	155741	T7615602	191824	10	100	2.5	1	20	9
340Z	5 ⁸ / ₁₆	16 Rigid, Strap Eye, Spring Snap	Nickel	5 ⁸ / ₁₆	16	1 ³ / ₄	44	7 ³ / ₃₂	6	B7615702	159756	-	-	10	100	3	1	20	9
435Z	5 ⁸ / ₁₆	16 Swiveling, Strap Eye, Spring Snap	Nickel	5 ⁸ / ₁₆	16	2 ⁵ / ₈	67	9 ³ / ₃₂	7	B7615802	159763	T7615802	201172	10	100	5	2	30	14
437Z	3 ⁸ / ₁₆	10 Swiveling, Round Eye, Spring Snap	Nickel	3 ⁸ / ₁₆	10	2 ⁹ / ₁₆	65	9 ³ / ₃₂	7	B7615902	157288	T7615902	201189	10	100	4	2	30	14
3142Z	7 ⁸ / ₁₆	22 Swiveling, Round Eye, Animal Tie Snap	Nickel	7 ⁸ / ₁₆	22	4 ¹³ / ₁₆	122	7 ⁸ / ₁₆	22	B7616302	156823	T7616302	191848	10	100	38	17	150	68
5013Z	3 ⁸ / ₁₆	10 Swiveling, Round Eye, Trigger Snap	Nickel	3 ⁸ / ₁₆	10	2 ⁷ / ₁₆	62	3 ⁸ / ₁₆	10	B7616402	159770	-	-	10	100	7	3	30	14
5013Z	1 ¹ / ₂	13 Swiveling, Round Eye, Trigger Snap	Nickel	1 ¹ / ₂	13	2 ¹¹ / ₁₆	68	3 ⁸ / ₁₆	10	B7616412	154874	T7616412	179723	10	100	7	3	40	18
5013Z	5 ⁸ / ₁₆	16 Swiveling, Strap Eye, Trigger Snap	Nickel	5 ⁸ / ₁₆	16	2 ¹ / ₂	64	3 ⁸ / ₁₆	10	B7616502	159794	-	-	10	100	8	4	60	27
5015Z	3 ⁴ / ₁₆	19 Swiveling, Round Eye, Trigger Snap	Nickel	3 ⁴ / ₁₆	19	4	102	9 ¹ / ₁₆	14	B7616602	156830	T7616602	191855	10	100	14	6	90	41
5025Z	3 ⁸ / ₁₆	10 Swiveling, Round Eye, Bolt Snap	Nickel	3 ⁸ / ₁₆	10	2 ¹¹ / ₁₆	68	5 ¹ / ₁₆	8	B7616702	154881	T7616702	201196	10	100	6	3	50	23

Note: All bagged items have one product per bag.

ADVERTENCIA

- NO EXCEDA el límites de carga de trabajo (WLL).
- NO USE para levantamiento aéreo, para soportar peso humano, para equipo deportivo o de patios de recreo, ni a manera de dispositivo de seguridad.
- NO USE si hay desgaste o deformación visible.
- EL USO INA DECUADO puede resultar en lesiones físicas graves o daño a la propiedad

WARNING

- DO NOT EXCEED the working load limit (WLL).
- DO NOT USE for overhead lifting, to support human weight, for playground or athletic equipment, or as a safety device.
- DO NOT USE if visibly worn or distorted.
- MISUSE can result in serious bodily injury or property damage.

Solid Bronze Snaps



161B-163B



225B



231B



249B



251B



2311B



5013B



5025B

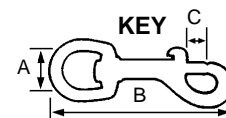


Figure No.	Size	Description	Finish	Dimensions			Bagged		Tagged		Shelf Pack	Case Pack	Case Weight		Working Load Limit			
				A in	B in	C in	Cat. No.	UPC No. 020418	Cat. No.	UPC No. 020418			lb	kg	lb	kg		
161B	-	Double Ended, Bolt Snap	Polished	-	3 13/32	87	5/16	8	B7625004	156847	T7625004	201226	10	100	14	6	60	27
163B	-	Double Ended, Bolt Snap	Polished	-	4 1/2	114	13/32	10	B7625014	159879	T7625014	201233	10	100	20	9	100	45
225B	5/8	Swiveling, Round Eye, Bolt Snap	Polished	5/8	3 1/8	79	3/8	10	B7625104	156854	T7625104	191886	10	100	14	6	70	32
225B	3/4	Swiveling, Round Eye, Bolt Snap	Polished	3/4	3 5/32	80	3/8	10	B7625114	156861	T7625114	179785	10	100	14	6	70	32
225B	1	Swiveling, Round Eye, Bolt Snap	Polished	1	3 17/32	90	3/8	10	B7625124	156878	T7625124	191893	10	100	18	8	90	41
225B	1 1/4	Swiveling, Round Eye, Bolt Snap	Polished	1 1/4	4 3/4	121	19/32	15	B7620334	159800	T7620334	191862	10	100	30	13	120	54
231B	3/8	Rigid, Open Eye, Bolt Snap	Polished	3/8	3 13/32	87	3/8	10	B7625204	159886	T7625204	179792	10	100	14	6	70	32
249B(0)	3/8	Rigid, Round Eye, Quick Snap	Polished	3/8	2 5/32	55	9/32	7	B7625304	159909	T7625304	201240	10	100	6	3	60	27
249B(1)	5/8	Rigid, Round Eye, Quick Snap	Polished	5/8	2 7/8	73	3/4	19	B7625314	156885	T7625314	201257	10	100	11	5	70	32
249B(3)	3/4	Rigid, Round Eye, Quick Snap	Polished	3/4	3 15/64	82	9/16	14	B7620534	159817	T7620534	201202	10	100	20	9	140	64
251B(1)	5/8	Swiveling, Round Eye, Quick Snap	Polished	5/8	3 5/16	84	5/16	8	B7625404	156892	T7625404	201264	10	100	16	7	60	27
251B(2)	1 1/16	Swiveling, Round Eye, Quick Snap	Polished	1 1/16	3 11/16	94	7/16	11	B7620614	159824	T7620614	201219	10	100	20	9	60	27
251B(3)	3/4	Swiveling, Round Eye, Quick Snap	Polished	3/4	4 1/2	114	9/16	14	B7625434	156908	T7625434	201271	10	100	28	13	140	64
2311B	3/4	Snap Hook	Polished	3/4	4 1/16	103	5/8	16	B7620804	159855	T7620804	191879	10	100	30	13	140	64
2311B	1 1/8	Snap Hook	Polished	1 1/8	4 21/32	118	23/32	18	B7620814	159862	-	-	10	100	30	13	140	64
5013B	1/2	Swiveling, Round Eye, Trigger Snap	Polished	1/2	2 15/32	63	7/16	11	B7625504	156915	T7625504	191909	10	100	11	5	40	18
5025B	3/8	Swiveling, Round Eye, Bolt Snap	Polished	3/8	2 9/32	58	1/4	6	B7625604	159923	T7625604	191916	10	100	8	4	80	36
5025B	1/2	Swiveling, Round Eye, Bolt Snap	Polished	1/2	2 15/16	75	1/4	6	B7625614	156922	T7625614	191923	10	100	8	4	40	18

Note: All bagged items have one product per bag.

ADVERTENCIA

- NO EXCEDA el límites de carga de trabajo (WLL).
- NO USE para levantamiento aéreo, para soportar peso humano, para equipo deportivo o de patios de recreo, ni a manera de dispositivo de seguridad.
- NO USE si hay desgaste o deformación visible.
- EL USO INA DECUADO puede resultar en lesiones físicas graves o daño a la propiedad

WARNING

- DO NOT EXCEED the working load limit (WLL).
- DO NOT USE for overhead lifting, to support human weight, for playground or athletic equipment, or as a safety device.
- DO NOT USE if visibly worn or distorted.
- MISUSE can result in serious bodily injury or property damage.

Stainless Steel (#316) Snaps



162S



225S



249S



251S



2311S



5025S



5013S

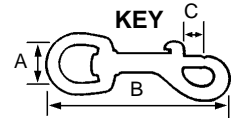


Figure No.	Size		Description	Finish	Dimensions						Bagged		Tagged		Shelf Pack	Case Pack	Case Weight		Working Load Limit	
	in	mm			A in	B mm	C in	A mm	B mm	C mm	Cat. No.	UPC No. 020418	Cat. No.	UPC No. 020418			lb	kg	lb	kg
162S	-	-	Double Ended, Bolt Snap	Polished	-	-	4	102	3/8	10	B7631204	157950	T7631204	201332	10	100	13	6	130	59
225S	1/2	13	Swiveling, Round Eye, Bolt Snap	Polished	1/2	13	3 5/16	84	3/8	10	B7631304	157998	T7631304	179907	10	100	13	6	170	77
225S	5/8	16	Swiveling, Round Eye, Bolt Snap	Polished	5/8	16	3 1/2	89	3/8	10	B7631314	158001	-	-	10	100	13	6	160	73
225S	3/4	19	Swiveling, Round Eye, Bolt Snap	Polished	3/4	19	3 3/32	80	3/8	10	B7631324	157981	T7631324	201349	10	100	10	5	180	82
225S	1 1/8	28	Swiveling, Round Eye, Bolt Snap	Polished	1 1/8	28	4 5/16	110	19/32	15	B7631334	159930	-	-	10	100	26	12	200	91
225S	1 1/4	32	Swiveling, Round Eye, Bolt Snap	Polished	1 1/4	32	4 3/4	121	19/32	15	B7631344	159947	-	-	10	100	20	9	200	91
249S	3/8	10	Rigid, Round Eye, Quick Snap	Polished	3/8	10	2 5/32	55	9/32	7	B7631404	158025	-	-	10	100	5	2	90	41
249S	5/8	16	Rigid, Round Eye, Quick Snap	Polished	5/8	16	2 7/8	73	3/8	10	B7631414	159978	T7631414	201356	10	100	10	5	160	73
249S	1 1/16	17	Rigid, Round Eye, Quick Snap	Polished	1 1/16	17	3 15/64	82	19/32	15	B7631424	158056	-	-	10	100	15	7	120	54
249S	3/4	19	Rigid, Round Eye, Quick Snap	Polished	3/4	19	3 29/32	99	9/16	14	B7631434	159954	T7631434	201363	10	100	20	9	190	86
251S	3/4	19	Swiveling, Round Eye, Quick Snap	Polished	3/4	19	4 1/2	114	9/16	14	B7631534	159985	T7631534	201370	10	100	30	13	200	91
2311S	3/4	19	Snap Hook	Polished	3/4	19	4 1/16	103	5/8	16	B7631604	158049	T7631604	201387	10	100	20	9	400	181
2311S	1 1/8	28	Snap Hook	Polished	1 1/8	28	4 21/32	118	23/32	18	B7631614	158018	T7631614	201394	10	50	20	9	400	181
5013S	1/2	13	Swiveling, Round Eye, Trigger Snap	Polished	1/2	13	2 15/32	63	7/16	11	B7631704	157967	T7631704	201400	10	100	10	5	80	36
5025S	1/2	13	Swiveling, Round Eye, Bolt Snap	Polished	1/2	13	2 15/16	75	1/4	6	B7631804	157974	T7631804	179983	10	100	8	4	50	23

Note: All bagged items have one product per bag.

Gatehook



Figure No.	Size		Description	Finish	Dimensions						Bagged		Shelf Pack	Case Pack	Case Weight		Working Load Limit	
	in	mm			A in	B mm	C in	A mm	B mm	C mm	Cat. No.	UPC No. 020418			lb	kg	lb	kg
444	4	102	Reverse Eye, with Steel Staples (2)	Zinc	3/8	10	4	102	1/4	6	B7606601	156724	10	100	20	9	-	-

ADVERTENCIA

- NO EXCEDA el límites de carga de trabajo (WLL).
- NO USE para levantamiento aéreo, para soportar peso humano, para equipo deportivo o de patios de recreo, ni a manera de dispositivo de seguridad.
- NO USE si hay desgaste o deformación visible.
- EL USO INA DECUADO puede resultar en lesiones físicas graves o daño a la propiedad

WARNING

- DO NOT EXCEED the working load limit (WLL).
- DO NOT USE for overhead lifting, to support human weight, for playground or athletic equipment, or as a safety device.
- DO NOT USE if visibly worn or distorted.
- MISUSE can result in serious bodily injury or property damage.

Quick Links, Spring Links, Swivels



2225



2225Z



2450



7350

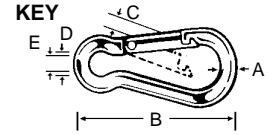
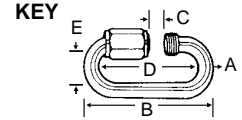


Figure No.	Size	Description	Finish	Dimensions										Bagged		Tagged		Shelf Pack	Case Pack	Case Weight		Working Load Limit		
				A in	A mm	B in	B mm	C in	C mm	D in	D mm	E in	E mm	Cat. No.	UPC No.	Cat. No.	UPC No.			lb	kg	lb	kg	
2225Z	5/8	16 Double, Round Eye, Swivel	Nickel	5/8	16	2 11/16	68	-	-	-	-	-	-	-	B7640302	159992	T7640302	191930	10	100	10	5	90	41
2225Z	3/4	19 Double, Round Eye, Swivel	Nickel	3/4	19	3	76	-	-	-	-	-	-	-	B7616202	156816	T7616202	191831	10	100	14	6	100	45
2225Z	1	25 Double, Round Eye, Swivel	Nickel	1	25	3 9/16	90	-	-	-	-	-	-	-	B7640322	16.0028	T7640322	191947	10	100	18	8	100	45
2450	1/4	6 Spring Snap Link	Zinc	-	5	2	51	1/4	6	1/4	6	1/4	6	B7645006	154805	T7645006	201585	10	100	5	2	80	36	
2450	5/16	8 Spring Snap Link	Zinc	-	6	2 3/8	60	5/16	8	5/16	8	1/4	6	B7645016	156946	T7645016	201592	10	100	8	4	130	59	
2450	3/8	10 Spring Snap Link	Zinc	-	7	2 3/4	70	3/8	10	3/8	10	9/32	7	B7645026	154959	T7645026	201608	10	100	10	5	160	73	
2450	7/16	11 Spring Snap Link	Zinc	-	8	3 1/8	79	7/16	11	7/16	11	5/16	8	B7645036	154836	T7645036	201615	10	100	15	7	200	91	
2450	1/2	13 Spring Snap Link	Zinc	-	9	3 1/2	89	1/2	13	1/2	13	3/8	10	B7645046	156953	T7645046	201622	10	100	20	9	230	104	
2450	5/8	16 Spring Snap Link	Zinc	-	10	4	102	5/8	16	9/16	14	7/16	11	B7645066	156960	T7645066	201639	10	100	25	11	280	127	
2450	3/4	19 Spring Snap Link	Zinc	-	11	4 3/4	121	3/4	19	5/8	16	7/16	11	B7645068	156977	T7645068	191954	10	100	20	9	350	159	
2450	1	25 Spring Snap Link	Zinc	-	12	5 1/2	140	1	25	1 1/16	17	1/2	13	B7645074	160042	-	-	10	100	30	13	400	181	
7350	1/8	3 Quick Link	Zinc	-	3.5	1 3/8	35	1/8	3	1 1/8	29	7/16	11	B7645106	156984	T7645106	201646	10	100	4	2	220	100	
7350	5/32	4 Quick Link	Zinc	-	4	1 1/2	38	5/32	4	1 1/4	32	7/16	11	B7640516	160035	-	-	10	100	2	1	300	136	
7350	3/16	5 Quick Link	Zinc	-	5	2	51	3/16	5	1 5/8	41	9/16	14	B7645116	154782	T7645116	201653	10	100	8	4	660	300	
7350	1/4	6 Quick Link	Zinc	-	6	2 1/4	57	1/4	6	1 13/16	46	5/8	16	B7645126	154799	T7645126	180354	10	100	10	5	880	400	
7350	5/16	8 Quick Link	Zinc	-	8	2 15/16	75	5/16	8	2 1/4	57	3/4	19	B7645136	154966	T7645136	201660	10	100	20	9	1760	800	
7350	3/8	10 Quick Link	Zinc	-	9	3 3/16	81	3/8	10	2 1/2	64	13/16	21	B7645146	156991	T7645146	201677	10	50	25	11	2200	1000	
7350	7/16	11 Quick Link	Zinc	-	10	3 1/2	89	1/2	13	2 3/4	70	7/8	22	B7645156	157004	-	-	10	100	15	7	2640	1200	
7350	1/2	13 Quick Link	Zinc	-	12	4 1/4	108	9/16	14	3 1/4	83	1	25	B7645166	160073	T7645156	201684	10	100	25	11	3300	1500	

Note: All bagged items have one product per bag.

⚠️ ADVERTENCIA

- **NO EXCEDA** el límites de carga de trabajo (WLL).
- **NO USE** para levantamiento aéreo, para soportar peso humano, para equipo deportivo o de patios de recreo, ni a manera de dispositivo de seguridad.
- **NO USE** si hay desgaste o deformación visible.
- **EL USO INA DECUADO** puede resultar en lesiones físicas graves o daño a la propiedad

⚠️ WARNING

- **DO NOT EXCEED** the working load limit (WLL).
- **DO NOT USE** for overhead lifting, to support human weight, for playground or athletic equipment, or as a safety device.
- **DO NOT USE** if visibly worn or distorted.
- **MISUSE** can result in serious bodily injury or property damage.

Stainless Steel Spring Links, Quick Links



2450



7350

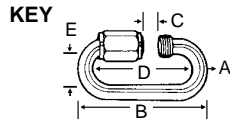
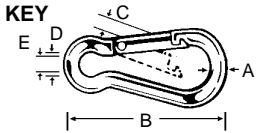


Figure No.	Size	Description	Finish	Dimensions										Bagged		Tagged		Shelf Pack	Case Pack	Case Weight		Working Load Limit	
				A in	A mm	B in	B mm	C in	C mm	D in	D mm	E in	E mm	Cat. No.	UPC No. 020418	Cat. No.	UPC No. 020418			lb	kg	lb	kg
2450	1/4	6 Spring Link, Cast SS	Polished	-	5	2	51	1/4	6	1/4	6	1/4	6	B7630406	152467	-	-	10	100	5	2	160	73
2450	5/16	8 Spring Link, Cast SS	Polished	-	6	2 3/8	60	5/16	8	5/16	8	1/4	6	B7630416	152474	-	-	10	100	8	4	200	91
2450	3/8	10 Spring Link, Cast SS	Polished	-	7	2 3/4	70	3/8	10	3/8	10	9/32	7	B7630426	152481	-	-	10	100	11	5	260	118
2450	7/16	11 Spring Link, Cast SS	Polished	-	8	3 1/8	79	7/16	11	7/16	11	5/16	8	B7630436	152498	-	-	10	100	16	7	320	145
7350	1/8	3 Quick Link, Cast SS	Polished	-	3.5	1 3/8	35	1/8	3	1 1/8	29	7/16	11	B7630506	152511	-	-	10	100	4	2	220	100
7350	3/16	5 Quick Link, Cast SS	Polished	-	5	2	51	3/16	5	1 5/8	41	9/16	14	B7630526	152528	-	-	10	100	10	5	660	300
7350	1/4	6 Quick Link, Cast SS	Polished	-	6	2 1/4	57	1/4	6	1 13/16	46	5/8	16	B7630536	152535	-	-	10	100	10	5	880	400
7350	5/16	8 Quick Link, Cast SS	Polished	-	8	2 15/16	75	5/16	8	2 1/4	57	3/4	19	B7630546	152405	-	-	10	100	20	9	1540	700
7350	3/8	10 Quick Link, Cast SS	Polished	-	9	3 3/16	81	3/8	10	2 1/2	64	13/16	21	B7630556	152399	-	-	10	100	20	9	1540	700

Note: All bagged items have one product per bag.

Aluminum Spring Snap - 10 Assorted Colors



Figure No.	Size	Description	Finish	Dimensions										Bagged		Tagged		Shelf Pack	Case Pack	Case Weight		Working Load Limit	
				A in	A mm	B in	B mm	C in	C mm	D in	D mm	E in	E mm	Cat. No.	UPC No. 020418	Cat. No.	UPC No. 020418			lb	kg	lb	kg
-	5/16	8 Aluminum Spring Snap Asst'd	-	8	3 1/8	79	1/2	13	2 1/2	64	1 1/8	29	-	-	T7645000	206092	10	100	6	3	75	34	

ADVERTENCIA

- **NO EXCEDA** el límites de carga de trabajo (WLL).
- **NO USE** para levantamiento aéreo, para soportar peso humano, para equipo deportivo o de patios de recreo, ni a manera de dispositivo de seguridad.
- **NO USE** si hay desgaste o deformación visible.
- **EL USO INA DECUADO** puede resultar en lesiones físicas graves o daño a la propiedad

WARNING

- **DO NOT EXCEED** the working load limit (WLL).
- **DO NOT USE** for overhead lifting, to support human weight, for playground or athletic equipment, or as a safety device.
- **DO NOT USE** if visibly worn or distorted.
- **MISUSE** can result in serious bodily injury or property damage.

One-piece, cast construction with triple, copper/nickel plating and solid brass or brass plated sheaves.



0173



0174



0176



0178

Figure No.	Size		Description	Finish	Dimensions						Bagged		Tagged		Shelf Pack	Case Pack	Case Weight		Working Load Limit	
	in	mm			A in	A mm	B in	B mm	C in	C mm	Cat. No.	UPC No. 020418	Cat. No.	UPC No. 020418			lb	kg	lb	kg
0173	1/2	13	Swivel Eye. Single Sheave Pulley	Nickel	1/2	13	5/16	8	5/16	8	B7655052	160349	T7655052	191978	10	100	8	4	25	11
0173	3/4	19	Swivel Eye. Single Sheave Pulley	Nickel	3/4	19	5/16	8	1/4	6	B7655002	157295	T7655002	179990	10	100	10	5	25	11
0173	1	25	Swivel Eye. Single Sheave Pulley	Nickel	1	25	5/16	8	5/16	8	B7655012	154911	T7655012	180002	10	100	17	8	30	14
0173	1 1/4	32	Swivel Eye. Single Sheave Pulley	Nickel	1 1/4	32	5/8	16	3/8	10	B7655022	160936	T7655022	180019	10	100	30	13	50	23
0173	1 1/2	38	Swivel Eye. Single Sheave Pulley	Nickel	1 1/2	38	5/8	16	3/8	10	B7655032	157301	T7655032	191961	10	50	15	7	50	23
0173	2	51	Swivel Eye. Single Sheave Pulley	Nickel	2	51	5/8	16	1/2	13	B7655042	157318	T7655042	180026	10	50	23	10	55	25
0174	1/2	13	Rigid Eye. Single Sheave Pulley	Nickel	1/2	13	3/16	5	5/16	8	B7655062	160370	T7655062	191985	10	100	6	3	30	14
0174	3/4	19	Rigid Eye. Single Sheave Pulley	Nickel	3/4	19	3/16	5	1/4	6	B7655100	155734	T7655100	201417	10	100	10	5	30	14
0174	1	25	Rigid Eye. Single Sheave Pulley	Nickel	1	25	7/32	6	5/16	8	B7655112	156380	T7655112	180040	10	100	17	8	55	25
0174	1 1/4	32	Rigid Eye. Single Sheave Pulley	Nickel	1 1/4	32	3/8	10	3/8	10	B7655120	160394	T7655120	180057	10	100	30	13	110	50
0174	1 1/2	38	Rigid Eye. Single Sheave Pulley	Nickel	1 1/2	38	3/8	10	3/8	10	B7655132	155765	T7655132	191992	10	50	15	7	110	50
0174	2	51	Rigid Eye. Single Sheave Pulley	Nickel	2	51	15/32	12	1/2	13	B7655142	154935	T7655142	180064	10	50	23	10	125	57
0176	3/4	19	Rigid Eye. Double Sheave Pulley	Nickel	3/4	19	3/16	5	1/4	6	B7655202	160417	T7655202	201424	10	100	17	8	40	18
0176	1	25	Rigid Eye. Double Sheave Pulley	Nickel	1	25	7/32	6	5/16	8	B7655212	157325	T7655212	201431	10	100	20	9	55	25
0176	1 1/2	38	Rigid Eye. Double Sheave Pulley	Nickel	1 1/2	38	3/8	10	3/8	10	B7655222	160424	T7655222	192005	10	50	20	9	90	41
0178	3/4	19	Swivel Eye. Double Sheave Pulley	Nickel	3/4	19	5/16	8	1/4	6	B7655302	160431	T7655302	180095	10	100	17	8	25	11
0178	1	25	Swivel Eye. Double Sheave Pulley	Nickel	1	25	5/16	8	5/16	8	B7655312	155772	T7655312	180101	10	100	24	11	25	11
0178	1 1/2	38	Swivel Eye. Double Sheave Pulley	Nickel	1 1/2	38	5/8	16	3/8	10	B7650432	164101	-	-	10	50	22	10	50	23

Note: All bagged items have one product per bag.

⚠ ADVERTENCIA

- **NO EXCEDA** el límites de carga de trabajo (WLL).
- **NO USE** para levantamiento aéreo, para soportar peso humano, para equipo deportivo o de patios de recreo, ni a manera de dispositivo de seguridad.
- **NO USE** si hay desgaste o deformación visible.
- **EL USO INA DECUADO** puede resultar en lesiones físicas graves o daño a la propiedad

⚠ WARNING

- **DO NOT EXCEED** the working load limit (WLL).
- **DO NOT USE** for overhead lifting, to support human weight, for playground or athletic equipment, or as a safety device.
- **DO NOT USE** if visibly worn or distorted.
- **MISUSE** can result in serious bodily injury or property damage.

Wire Rope Pulleys



Single with Swivel Eye



Single with Fixed Eye



Vertical Base

- Electroplated pulleys with bronze bushings
- For cable up 3/16 or 1/4 in. as noted
- Order unit is “each”

Cat. No.	UPC No. 020418	Sheave Diameter and Type			Max. Cable		Weight		Working Load Limit	
		in.	mm	Type	in.	mm	lb	kg	lb	kg
7450301	134326	1½	38	Swivel Eye	3/16	5	0.60	0.27	420	190
7450302	134333	2	51	Swivel Eye	3/16	5	0.80	0.36	480	218
7450303	134340	2½	64	Swivel Eye	¼	6	1.12	0.51	550	250
7450401	134357	1½	38	Fixed Eye	3/16	5	0.50	0.23	420	190
7450402	134364	2	51	Fixed Eye	3/16	5	0.80	0.36	480	218
7450403	134371	2½	64	Fixed Eye	¼	6	1.50	0.68	550	250
7450501	134388	1½	38	Vertical Base	3/16	5	0.40	0.18	420	190
7450502	134395	2	51	Vertical Base	3/16	5	0.60	0.27	480	218
7450503	134401	2½	64	Vertical Base	¼	6	0.90	0.41	550	250

Rope Accessories



4015



401



B7679034



B7679035

Figure No.	Size in mm	Description	Finish	Dimensions				Bagged		Case					
				A (Length) in mm	C (Rope Size) in mm	D (Wood Screw) in mm		Cat. No.	UPC No. 020418	Cat. No.	UPC No. 020418	Shelf Pack	Case Pack	Weight lb kg	
4015	2½ 64	Rope Cleat (2 Screws)	Nickel	2½ 64	-	6 152		B7655402	157332	-	-	10	100	26.5	12
4015	4½ 114	Rope Cleat (2 Screws)	Nickel	4½ 114	-	10 254		B7655412	157349	-	-	10	100	30	13
401	-	Deck Cleat, Open Base	Galv.	6 152	-	10 254		B7650819	160080	-	-	10	50	25	11
-	-	Rope Clamp, (2 per Bag)	Zinc	-	½	13		B7679034	157189	-	-	10	100	13	6
-	-	Rope Clamp & Thimble	Zinc	-	¼ - 3/8	6 - 10		B7679035	157196	-	-	10	100	13	6

⚠ ADVERTENCIA

Para prevenir la posibilidad de una lesión personal seria:

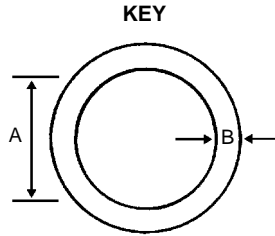
- **NO EXCEDA** los límites de carga de las cadenas o componentes.
- **NO LA UTILICE** para cargar hacia arriba o para izar.
- **NO LA UTILICE** si la cadena o los componentes están visualmente distorsionados o gastados.

⚠ WARNING

To prevent the possibility of serious bodily injury:

- **DO NOT EXCEED** the working load limits for chain or components.
- **DO NOT USE** for overhead lifting or hoisting.
- **DO NOT USE** if the chain or components are visibly distorted or worn.

Rings (Imported)

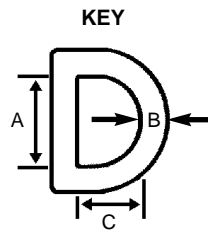


07B

Figure No.	Size		Description	Finish	Dimensions				Bagged		Tagged		Shelf Pack	Case Pack	Case Weight		Working Load Limit	
	in	mm			A in	A mm	B in	B mm	Cat. No.	UPC No. 020418	Cat. No.	UPC No. 020418			lb	kg	lb	kg
0	3	76	Welded Ring	Nickel	3	76	0.31	8	B7661582	160523	-	-	10	100	20	9	200	91
2	1½	38	Welded Ring	Zinc	1½	38	0.26	7	B7660961	160479	-	-	10	100	9	4	200	91
2	2	51	Welded Ring	Nickel	2	51	0.26	7	B7665001	157356	T7665001	201295	10	100	12	5	200	91
2	2½	64	Welded Ring	Zinc	2½	64	0.26	7	B7661361	160516	T7661361	192043	10	100	14	6	200	91
3	1½	38	Welded Ring	Nickel	1½	38	0.24	6	B7665042	157080	T7665042	201325	10	100	8	4	200	91
3	2	51	Welded Ring	Nickel	2	51	0.24	6	B7661152	160486	T7661152	192036	10	100	10	5	200	91
4	1¼	32	Welded Ring	Zinc	1¼	32	0.22	6	B7660841	160455	-	-	10	100	6	3	200	91
4	1½	38	Welded Ring	Zinc	1½	38	0.22	6	B7660941	160462	-	-	10	100	6	3	200	91
7	1	25	Welded Ring	Nickel	1	25	0.18	4	B7665012	157066	T7665012	201301	10	100	4	2	200	91
7	¾	19	Welded Ring	Nickel	¾	19	0.18	4	B7665022	165566	-	-	10	100	2	1	200	91
7	1¼	32	Welded Ring	Nickel	1¼	32	0.18	4	B7665032	159961	T7665032	201318	10	100	5	2	200	91
7	¾	19	Welded Ring	Brass	¾	19	0.18	4	B7665062	160646	-	-	10	100	4	2	200	91
7B	1⅛	28	Solid Bronze Ring	Polished	1⅛	28	0.19	5	B7662114	160530	T7662114	201288	10	100	4	2	150	68
7B	2	51	Solid Bronze Ring	Polished	2	51	0.25	6	B7662154	160547	T7662154	192050	10	100	10	5	150	68

Note: All bagged items have one product per bag.

Dees



3250

Figure No.	Size		Description	Finish	Dimensions			Bagged		Tagged		Shelf Pack	Case Pack	Case Weight		Working Load Limit				
	in	mm			A in	A mm	B in	B mm	C in	C mm	Cat. No.			UPC No. 020418	Cat. No.	UPC No. 020418	lb	kg	lb	kg
3250	1	25	Welded Dee	Nickel	1	25	0.21	5	13/16	21	B7662322	160554	-	-	10	100	4	2	200	91
3250	1¼	32	Welded Dee	Zinc	1¼	32	0.24	6	1⅛	29	B7662342	160585	T7662342	192067	10	100	6	3	200	91
3250	1½	38	Welded Dee	Zinc	1½	38	0.24	6	1½	38	B7662351	160608	T7662351	192074	10	100	8	4	200	91
3250	2	51	Welded Dee	Nickel	2	51	0.26	7	1¾	44	B7662372	160639	-	-	10	100	11	5	200	91

ADVERTENCIA

- **NO EXCEDA** el límites de carga de trabajo (WLL).
- **NO USE** para levantamiento aéreo, para soportar peso humano, para equipo deportivo o de patios de recreo, ni a manera de dispositivo de seguridad.
- **NO USE** si hay desgaste o deformación visible.
- **EL USO INADECUADO** puede resultar en lesiones físicas graves o daño a la propiedad

WARNING

- **DO NOT EXCEED** the working load limit (WLL).
- **DO NOT USE** for overhead lifting, to support human weight, for playground or athletic equipment, or as a safety device.
- **DO NOT USE** if visibly worn or distorted.
- **MISUSE** can result in serious bodily injury or property damage.

Buckles



0107

Figure No.	Size		Description	Packed	Strap Size		Finish	Cat. No.	UPC No. 020418	Shelf Pack	Case Pack	Case Wgt.		Case Cubes
	in.	mm			in.	mm						lb	kg	
0107	3/4	19	Web Strap Buckle	Bulk	3/4	19	Nickel	7680142	143403	50	1000	38	17	1.52

Animal Accessories



Footman Loop, 01165



Spiral Tie Out Stake, 1949

Figure No.	Size		Description	Packed	Finish	Cat. No.	UPC No. 020418	Shelf Pack	Case Pack	Case Wgt.		Case Cubes
	in.	mm								lb	kg	
01165	1	25	Footman Loop	Bulk	Zinc	87691801	160912	20	600	18	8	0.32
1949	-	-	Spiral Tie out Stake, 15 1/2"	Bulk	Zinc	7692006	144936	-	25	25	11	0.41

Swaging Tool



- Uses: For swaging ferrules onto wire rope or cable
- Warning:**
- **Do Not** use on coated cable
- Follow assembly instructions

Swaging Tools Description	Pkd	For Ferrules and Stops				Cat. No.	UPC No. 020418	Weight Each	
		in.	mm	in.	mm			lb	kg
18" Swaging Tool	Bulk	1/16	1	3/16	3	7679037	190407	6.0	3

⚠️ ADVERTENCIA

Para prevenir la posibilidad de una lesión personal seria:

- **NO USE** para levantamiento aéreo, para soportar peso humano, para equipo deportivo o de patios de recreo, ni a manera de dispositivo de seguridad.
- **NO USE** si hay desgaste o deformación visible.

⚠️ WARNING

To prevent the possibility of serious bodily injury:

- **DO NOT USE** for overhead lifting, to support human weight, for playground or athletic equipment, or as a safety device.
- **DO NOT USE** if visibly worn or distorted.

Ferrules and Stops

Warning; To prevent injury:

- Do Not use on coated cable. If used on coated cable, remove the coating from the assembly area
- Follow assembly instructions



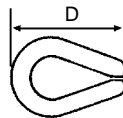
Cable Ferrule and Stop

Figure No.	Description	Material	Dimensions for Cable		Cat. No.	UPC No. 020418	Shelf Pack	Case Pack	Case Wgt.	
			in.	mm					lb	kg
-	Cable Ferrules (2) and Stops (2)	Aluminum	1/16	1	B7675304	157134	10	100	4	2
-	Cable Ferrules (2) and Stops (2)	Aluminum	3/32	2	B7675314	157141	10	100	5	2
-	Cable Ferrules (2) and Stops (2)	Aluminum	1/8	3	B7675324	157158	10	100	6	3
-	Cable Ferrules (2) and Stops (2)	Aluminum	3/16	5	B7675344	157165	10	100	8	4
-	Cable Ferrules (2) and Stops (2)	Aluminum	1/4	6	B7675354	157172	10	100	14	6
-	Cable Ferrules	Aluminum	1/16	1	7670704	166464	50	250	2 1/2	1
-	Cable Ferrules	Aluminum	3/32	2	7670714	166471	50	250	2 1/2	1
-	Cable Ferrules	Aluminum	1/8	3	7670724	166488	50	250	2 1/2	1
-	Cable Ferrules	Aluminum	3/16	5	7670744	166501	50	250	5	2

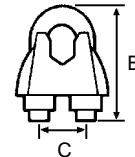
Wire Rope Clips and Thimbles

Warning; To prevent injury:

- Do Not use on coated cable. If used on coated cable, remove the coating from the assembly area
- Follow assembly instructions



323



3300

Figure No.	Size	Description	Finish	Dimensions								Bagged		Tagged		Case			
				A (Cable Size)		B		C		D		Cat. No.	UPC No. 020418	Cat. No.	UPC No. 020418	Shelf Pack	Case Pack	Weight lb	kg
3300	3/32-1/8	2-3 Wire Rope Clips	Galv.	3/32-1/8	2-3	1	25	1/2	13	-	-	B7670419	157097	T7670419	201691	10	100	4	2
3300	3/16	5 Wire Rope Clips	Galv.	3/16	5	1 1/16	27	9/16	14	-	-	B7670429	157103	T7670429	201707	10	100	8	4
3300	1/4	6 Wire Rope Clips	Galv.	1/4	6	1 1/2	38	1 1/16	17	-	-	B7670439	157110	T7670439	201714	10	100	14	6
3300	5/16	8 Wire Rope Clips	Galv.	5/16	8	1 1/2	38	1 1/16	17	-	-	B7670449	157127	T7670449	201721	10	100	20	9
3300	3/8	10 Wire Rope Clips	Galv.	3/8	10	2	51	7/8	22	-	-	B7670459	160677	T7670459	201738	10	100	20	9
3300	1/2	13 Wire Rope Clips	Galv.	1/2	13	2 1/2	64	1	25	-	-	B7670479	160707	T7670479	201745	10	100	35	16
3300	5/8	16 Wire Rope Clips	Galv.	5/8	16	2 3/4	70	1 3/16	30	-	-	-	-	T7670489	201752	5	100	50	22
3300	3/4	19 Wire Rope Clips	Galv.	3/4	19	3 1/16	78	1 11/32	34	-	-	-	-	T7670499	180460	5	100	65	29
323	3/32-1/8	2-3 Wire Rope Thimbles	Galv.	3/32-1/8	2-3	-	-	-	1 3/4	44	B7670609	157547	T7670609	201769	10	100	3	1	
323	3/16	5 Wire Rope Thimbles	Galv.	3/16	5	-	-	-	1 3/4	44	B7670619	157554	T7670619	201776	10	100	3	1	
323	1/4	6 Wire Rope Thimbles	Galv.	1/4	6	-	-	-	1 7/8	48	B7670629	157561	T7670629	201783	10	100	3	1	
323	5/16	8 Wire Rope Thimbles	Galv.	5/16	8	-	-	-	2 3/32	53	B7670639	157578	T7670639	201790	10	100	7	3	
323	3/8	10 Wire Rope Thimbles	Galv.	3/8	10	-	-	-	2 1/4	57	B7670649	160899	T7670649	201806	10	100	8	4	
323	1/2	13 Wire Rope Thimbles	Galv.	1/2	13	-	-	-	2 1/2	64	B7670659	160783	T7670659	201813	10	100	22	10	
323	5/8	16 Wire Rope Thimbles	Galv.	5/8	16	-	-	-	2 7/8	73	-	-	T7670669	201820	5	100	32	14	
3300	1/8	3 Wire Rope Clips (2) w/Thimble (1)	Galv.	1/8	3	1 1/2	38	1/2	13	1 3/4	44	B7675109	166846	-	-	10	100	18	8
3300	3/16	5 Wire Rope Clips (2) w/Thimble (1)	Galv.	3/16	5	1 1/16	27	9/16	14	1 3/4	44	B7675119	166853	-	-	10	100	19	9
3300	1/4	6 Wire Rope Clips (2) w/Thimble (1)	Galv.	1/4	6	1 1/2	38	1 1/16	17	1 7/8	48	B7675129	166860	-	-	10	100	20	9
3300	5/16	8 Wire Rope Clips (2) w/Thimble (1)	Galv.	5/16	8	1 1/2	38	1 1/16	17	2 3/32	53	B7675139	172755	-	-	10	100	37	17

Note: All bagged items have one product per bag, except where noted.

ADVERTENCIA

- Para prevenir la posibilidad de una lesión personal sería:
- NO EXCEDA los límites de carga de las cadenas o componentes.
 - NO LA UTILICE para cargar hacia arriba o para izar.
 - NO LA UTILICE si la cadena o los componentes están visualmente distorsionados o gastados.

WARNING

- To prevent the possibility of serious bodily injury:
- DO NOT EXCEED the working load limits for chain or components.
 - DO NOT USE for overhead lifting or hoisting.
 - DO NOT USE if the chain or components are visibly distorted or worn.

Stainless Steel Wire Rope Clips & Light Duty Thimbles



Warning; To prevent injury:

- **Do Not** use on coated cable. If used on coated cable, remove the coating from the assembly area
- Follow assembly instructions
- Standard Material: Cast Stainless Steel
- Packaged: 1 per bag
- Order unit is "Bag"

Size		Description	Finish	Bagged		Shelf Pack	Case Pack	Case Wgt.	
in.	mm			Cat. No.	UPC No. 020418			lb	kg
1/16	2	Wire Rope Clips	Polished	B7633001	152276	10	100	7	3
1/8	3	Wire Rope Clips	Polished	B7633002	152269	10	100	7	3
3/16	5	Wire Rope Clips	Polished	B7633003	152252	10	100	8	4
1/4	6	Wire Rope Clips	Polished	B7633004	152245	10	100	14	6
5/16	8	Wire Rope Clips	Polished	B7633005	152238	10	100	20	9
3/8	10	Wire Rope Clips	Polished	B7633006	152221	10	100	20	9
1/2	13	Wire Rope Clips	Polished	B7633008	152214	10	100	35	16
1/16 - 1/8	2 - 3	Thimbles	Polished	B7637502	152191	10	100	2	1
3/16	5	Thimbles	Polished	B7637503	152184	10	100	3	1
1/4	6	Thimbles	Polished	B7637504	152177	10	100	3	1
5/16	8	Thimbles	Polished	B7637505	152160	10	100	5	2
3/8	10	Thimbles	Polished	B7637506	152153	10	100	6	3
1/2	13	Thimbles	Polished	B7637508	152146	10	100	7	3

Cable Pullers



6312035



6312036

- Campbell's cable pullers feature double drive ratchet wheels, easy let-down releases and aircraft-type, 3/16" galvanized cables
- Built-in safety handle is designed to bend if recommended working load limit is exceeded
- All cable pullers packaged one per carton in attractive full color box that gives full operating instructions
- **Caution: Do not use cable pullers to lift people or to lift loads over people.**

Cat. No.	UPC No. 020418	Description/Working Load Limit	Draw		Weight	
			ft.	m	lb	kg
6312035	162701	3/4 Ton Lift, 1 1/2 Ton Pull Cable Puller, Imported	10 1/2	3.2	8	4
6312036	162718	1 1/2 Ton Lift, 3 Ton Pull Cable Puller, Imported	6	1.8	9	4

⚠️ ADVERTENCIA

Para prevenir la posibilidad de una lesión personal seria:

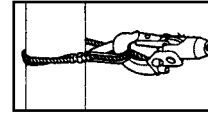
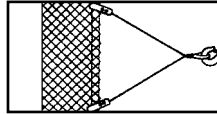
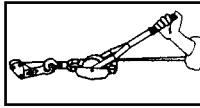
- **NO EXCEDA** los límites de carga de las cadenas o componentes.
- **NO LA UTILICE** para cargar hacia arriba o para izar.
- **NO LA UTILICE** si la cadena o los componentes están visualmente distorsionados o gastados.

⚠️ WARNING

To prevent the possibility of serious bodily injury:

- **DO NOT EXCEED** the working load limits for chain or components.
- **DO NOT USE** for overhead lifting or hoisting.
- **DO NOT USE** if the chain or components are visibly distorted or worn.

Cable Puller Accessories



- Wire clamp, for 1 Ton puller, grips smooth, barbed or insulated wire from 3/32" (2 mm) to 7/32" (5 mm) diameter
- Pull cable grips chain link fence tension bars; for 1 Ton puller
- Post sling for either model puller provides anchor point for fence stretching
- Packaged one per bag
- Order unit is "each"

Cat. No.	UPC No.	Description	Weight Each		Working Load Limit	
			lb	kg	lb	kg
6310001	092534	Wire Clamp	1.00	0.5	500	227
6310002	092541	Pull Cable	0.66	0.3	800	363
6310003	092558	Post Sling	0.33	0.1	3000	1361

Web Strap Puller

The 1 Ton capacity has an 8' draw and the 2 Ton capacity has a 4' draw. They both have the following features:

- Double drive ratchets
- One piece drive and stop levers
- Webbing is actually lighter, stronger and more flexible than cable
- Web strap contains red indicating threads to warn of excessive wear or damage
- Made in USA



6314040

Cat. No.	UPC No.	Description	Pack Weight		Shelf Pack
			lb	kg	
6313020	181368	1 Ton Lift, 2 Ton Pull Web Strap Puller	6	3	1
6314040	181313	2 Ton Lift, 4 Ton Pull Web Strap Puller	7	3	1

⚠ ADVERTENCIA

Para prevenir la posibilidad de una lesión personal sería:

- **NO EXCEDA** los límites de carga de las cadenas o componentes.
- **NO LA UTILICE** para cargar hacia arriba o para izar.
- **NO LA UTILICE** si la cadena o los componentes están visualmente distorsionados o gastados.

⚠ WARNING

To prevent the possibility of serious bodily injury:

- **DO NOT EXCEED** the working load limits for chain or components.
- **DO NOT USE** for overhead lifting or hoisting.
- **DO NOT USE** if the chain or components are visibly distorted or worn.

Gripple® Wire Rope Grip



- Faster than traditional wire rope clips
- Nearly impossible to install them incorrectly
- Load rated to eliminate the uncertainty of wire rope clips
- Can be used with most wire rope and cable sizes from 1/16" to 1/2"
- **Remove coating from wire rope prior to use**
- **Do not use for overhead lifting**

Gripple rope grips are perfect for:

- Suspending ductwork and lighting fixtures
- Hanging suspended ceilings, gallery displays
- Bracing new trees, and much more

Size			Dimensions						Polybagged		Working Load Limit Range				Case			
			Length		Width		Thickness		Cat. No.	UPC No. 020418	(From)		(To)		Shelf Pack	Case Pack	Wgt.	
in	mm	Descriptopn	in	mm	in	mm	in	mm			lb	kg	lb	kg			lb	kg
1/16-3/32	2	Gripple Wire Rope Grip, 1/16" (2/Bag)	2 1/16	52	1	25	3/8	10	7775409	151019	90	40	180	80	10	100	12	6
1/8	3	Gripple Wire Rope Grip, 1/8" (1/Bag)	2 9/16	65	1 1/8	29	3/8	10	7775419	151002	180	80	440	197	10	100	12	6
3/16	5	Gripple Wire Rope Grip, 3/16" (1/Bag)	3	76	1 3/8	35	7/16	11	7775429	150999	440	197	880	394	10	100	17	8
1/4	6	Gripple Wire Rope Grip, 1/4" (1/Bag)	3 3/4	95	1 3/4	45	1/2	13	7775439	150982	880	394	1200	538	10	100	40	18
5/16	8	Gripple Wire Rope Grip, 5/16" (1/Bag)	4 13/16	122	2 1/8	54	3/4	19	7775449	150975	1200	538	2820	1263	5	50	45	20
3/8	10	Gripple Wire Rope Grip, 3/8" (1/Bag)	4 13/16	122	2 1/8	54	3/4	19	7775469	150968	1200	538	2820	1263	5	25	23	10

Size			Dimensions						Bulk		Working Load Limit Range				Case			
			Length		Width		Thickness		Cat. No.	UPC No. 020418	(From)		(To)		Shelf Pack	Case Pack	Wgt.	
in	mm	Descriptopn	in	mm	in	mm	in	mm			lb	kg	lb	kg			lb	kg
1/16-3/32	2	Gripple Wire Rope Grip, 1/16"	2 1/16	52	1	25	3/8	10	7770409	151071	90	40	180	80	-	300	19	9
1/8	3	Gripple Wire Rope Grip, 1/8"	2 9/16	65	1 1/8	29	3/8	10	7770419	151064	180	80	440	197	-	180	19	9
3/16	5	Gripple Wire Rope Grip, 3/16"	3	76	1 3/8	35	7/16	11	7770429	151057	440	197	880	394	-	100	17	8
1/4	6	Gripple Wire Rope Grip, 1/4"	3 3/4	95	1 3/4	45	1/2	13	7770439	151088	880	394	1200	538	-	60	21	9
5/16	8	Gripple Wire Rope Grip, 5/16"	4 13/16	122	2 1/8	54	3/4	19	7770449	151170	1200	538	2820	1263	-	20	19	9
3/8	10	Gripple Wire Rope Grip, 3/8"	4 13/16	122	2 1/8	54	3/4	19	7770459	151095	1200	538	2820	1263	-	20	19	9
7/16	11	Gripple Wire Rope Grip, 7/16"	6	152	2 1/2	64	1	25	7770469	151040	2820	1263	4000	1792	-	10	17	8
1/2	13	Gripple Wire Rope Grip, 1/2"	6	152	2 1/2	64	1	25	7770479	151033	2820	1263	4000	1792	-	10	17	8

⚠ ADVERTENCIA

Para prevenir la posibilidad de una lesión personal seria:

- **NO EXCEDA** los límites de carga de las cadenas o componentes.
- **NO LA UTILICE** para cargar hacia arriba o para izar.
- **NO LA UTILICE** si la cadena o los componentes están visualmente distorsionados o gastados.

⚠ WARNING

To prevent the possibility of serious bodily injury:

- **DO NOT EXCEED** the working load limits for chain or components.
- **DO NOT USE** for overhead lifting or hoisting.
- **DO NOT USE** if the chain or components are visibly distorted or worn.

Gripple® Wire Rope Grip Accessories



Cat. No.	UPC No. 020418	Description	Length		Width		Height		Shelf Pack	Case Pack	Wgt. Each	
			in	mm	in	mm	in	mm			lb	kg
7775401	161544	Tensioning Tool, 1/16" - 1/4"	23	584	7	178	1 3/4	45	1	-	3.2	1.5
7775402	169458	Tensioning Tool, 5/16" - 1/2"	23	584	7	178	1 3/4	45	1	-	3.4	1.5
7775489	166808	Keys, 10/Bag, 1/16" - 1/8"	-	-	-	-	-	-	1 Bag	40 Bags	-	-
7775490	166792	Keys, 10/Bag, 3/16"	-	-	-	-	-	-	1 Bag	40 Bags	-	-
7775499	166761	Keys, 10/Bag, 1/4" - 1/2"	-	-	-	-	-	-	1 Bag	40 Bags	-	-

Anchor Shackles, Screw Pin (Import)

- Standard Material: Shackle bodies forged steel
- Standard Finish: Zinc plated
- Design Factor: 5 to 1
- UPC tagged



Size		Description	Finish	Cat. No.	UPC No. 020418	Shelf Pack	Case Pack	Case Wgt.		Working Load Limit	
in.	mm							lb	kg	lb	kg
3/16	6	Shackle, Screw Pin	Zinc	T9600335	201509	10	100	10	5	100	45
1/4	7	Shackle, Screw Pin	Zinc	T9600435	201516	10	100	10	5	400	179
5/16	8	Shackle, Screw Pin	Zinc	T9600535	201523	10	100	20	9	700	314
3/8	10	Shackle, Screw Pin	Zinc	T9600635	201530	10	100	30	13	1,000	448
1/2	13	Shackle, Screw Pin	Zinc	T9600835	201547	5	50	35	16	2,000	896
5/8	16	Shackle, Screw Pin	Zinc	T9601035	201554	5	20	28	13	3,000	1,344
3/4	20	Shackle, Screw Pin	Zinc	T9601235	201561	5	20	48	22	4,000	1,792
1	25	Shackle, Screw Pin	Zinc	T9601635	201578	2	10	50	22	5,000	2,240

ADVERTENCIA

Para prevenir la posibilidad de una lesión personal seria:

- **NO EXCEDA** los límites de carga de las cadenas o componentes.
- **NO LA UTILICE** para cargar hacia arriba o para izar.
- **NO LA UTILICE** si la cadena o los componentes están visualmente distorsionados o gastados.

WARNING

To prevent the possibility of serious bodily injury:

- **DO NOT EXCEED** the working load limits for chain or components.
- **DO NOT USE** for overhead lifting or hoisting.
- **DO NOT USE** if the chain or components are visibly distorted or worn.

Stainless Anchor Shackles, Screw Pin (Import)



- Type 316 Stainless Steel
- Cast bodies
- Individually bagged

Size		Description	Finish	Cat. No.	UPC No. 020418	Shelf Pack	Case Pack	Case Wgt.		Working Load Limit	
in.	mm							lb	kg	lb	kg
1/4	7	Shackle, Screw Pin	Polished	B7632104	152320	10	100	20	9	800	538
5/16	8	Shackle, Screw Pin	Polished	B7632105	152313	10	100	27	13	1,400	627
3/8	10	Shackle, Screw Pin	Polished	B7632106	152290	10	100	42	19	2,000	896
1/2	13	Shackle, Screw Pin	Polished	B7632108	152283	10	50	35	16	2,600	1,165

Grab Hooks, Grade 30, (Import)



Eye Grab Hook



Clevis Grab Hook

- Forged steel
- Zinc plated
- UPC tagged

Size		Description	Finish	Hook Style	Cat. No.	UPC No. 020418	Shelf Pack	Case Pack	Case Wgt.		Working Load Limit	
in.	mm								lb	kg	lb	kg
1/4	6	Grab Hook, Grade 30	Zinc Plate	Eye	T9000424	201837	10	100	30	13	1,300	580
				Clevis	T9500424	201936	10	100	30	13		
5/16	8	Grab Hook, Grade 30	Zinc Plate	Eye	T9000524	201844	10	100	50	22	1,900	860
				Clevis	T9500524	201943	10	100	60	27		
3/8	10	Grab Hook, Grade 30	Zinc Plate	Eye	T9000624	201851	10	50	35	16	2,650	1,200
				Clevis	T9500624	201950	10	50	45	20		
1/2	13	Grab Hook, Grade 30	Zinc Plate	Eye	T9000824	180576	5	20	36	16	4,500	2,030
				Clevis	T9500824	201967	5	20	40	18		

⚠️ ADVERTENCIA

Para prevenir la posibilidad de una lesión personal seria:

- **NO EXCEDA** los límites de carga de las cadenas o componentes.
- **NO LA UTILICE** para cargar hacia arriba o para izar.
- **NO LA UTILICE** si la cadena o los componentes están visualmente distorsionados o gastados.

⚠️ WARNING

To prevent the possibility of serious bodily injury:

- **DO NOT EXCEED** the working load limits for chain or components.
- **DO NOT USE** for overhead lifting or hoisting.
- **DO NOT USE** if the chain or components are visibly distorted or worn.

Slip Hooks, Grade 30, (Import)

- Forged steel
- Zinc plated
- UPC tagged



Eye Slip Hook



Clevis Slip Hook

Size in.	mm	Description	Finish	Hook Style	Cat. No.	UPC No. 020418	Shelf Pack	Case Pack	Case Wgt.		Working Load Limit	
									lb	kg	lb	kg
1/4	6	Slip Hook, Grade 30	Zinc Plate	Eye	T9100424	201868	10	100	40	18	1,300	580
				Clevis	T9400424	201905	5	100	80	36		
5/16	8	Slip Hook, Grade 30	Zinc Plate	Eye	T9100524	201875	10	100	60	27	1,900	860
				Clevis	T9400524	201912	5	50	50	22		
3/8	10	Slip Hook, Grade 30	Zinc Plate	Eye	T9100624	201882	10	50	50	22	2,650	1,200
				Clevis	T9400624	201929	5	50	70	31		
1/2	13	Slip Hook, Grade 30	Zinc Plate	Eye	T9100824	201899	5	20	52	23	4,500	2,030
				Clevis	T9400824	180651	5	20	78	35		

Grab Hooks, Grade 70, (Import)

- Forged steel
- Yellow chromate finish
- Transport grade
- UPC tagged



Clevis Grab Hook

Size in.	mm	Description	Finish	Hook Style	Cat. No.	UPC No. 020418	Shelf Pack	Case Pack	Case Wgt.		Working Load Limit	
									lb	kg	lb	kg
5/16	8	Grab Hook, Grade 70	Y/C	Clevis	T9503415	201974	10	50	60	27	4,700	580
3/8	10	Grab Hook, Grade 70	Y/C	Clevis	T9503515	201981	5	25	23	10	6,600	860

⚠ ADVERTENCIA

Para prevenir la posibilidad de una lesión personal seria:

- **NO EXCEDA** los límites de carga de las cadenas o componentes.
- **NO LA UTILICE** para cargar hacia arriba o para izar.
- **NO LA UTILICE** si la cadena o los componentes están visualmente distorsionados o gastados.

⚠ WARNING

To prevent the possibility of serious bodily injury:

- **DO NOT EXCEED** the working load limits for chain or components.
- **DO NOT USE** for overhead lifting or hoisting.
- **DO NOT USE** if the chain or components are visibly distorted or worn.

"S" Hooks - Product Shown Actual Size



Proper closure



No. 20



No. 40



No. 60



No. 61



No. 72



No. 80



No. 81



No. 62



No. 70



No. 100



No. 84



No. 120